

Leading and Managing Together "Adult Social Care -Our Local Story"

Suzanne Westhead
Director of Adult Social Care

Context for our families in ASC

- We are all about our people
- Population approx. 193,000
147,000 who are over the age of 18
- Less ethnically diverse than UK as a whole, but more so than wider South West
- One of the least deprived authorities in the country, ranking 247 out of 326 English authorities. Despite this, pockets of high deprivation



Our culture and ethos in ASC

- We are a service which places relationships at the heart of our work.
- Our vision for Adults is:- ***We all want to live in the place we call home with the people and things that we love, in communities where we look out for one another, doing the things that matter to us.***
- We have high aspirations for Adults who require social care support to remain living safely within their community network.
- We have a stable leadership team which leads by example wherever possible.
- We are developing a strong Practice Framework based on what people need to remain in their communities to support them achieve the full potential.



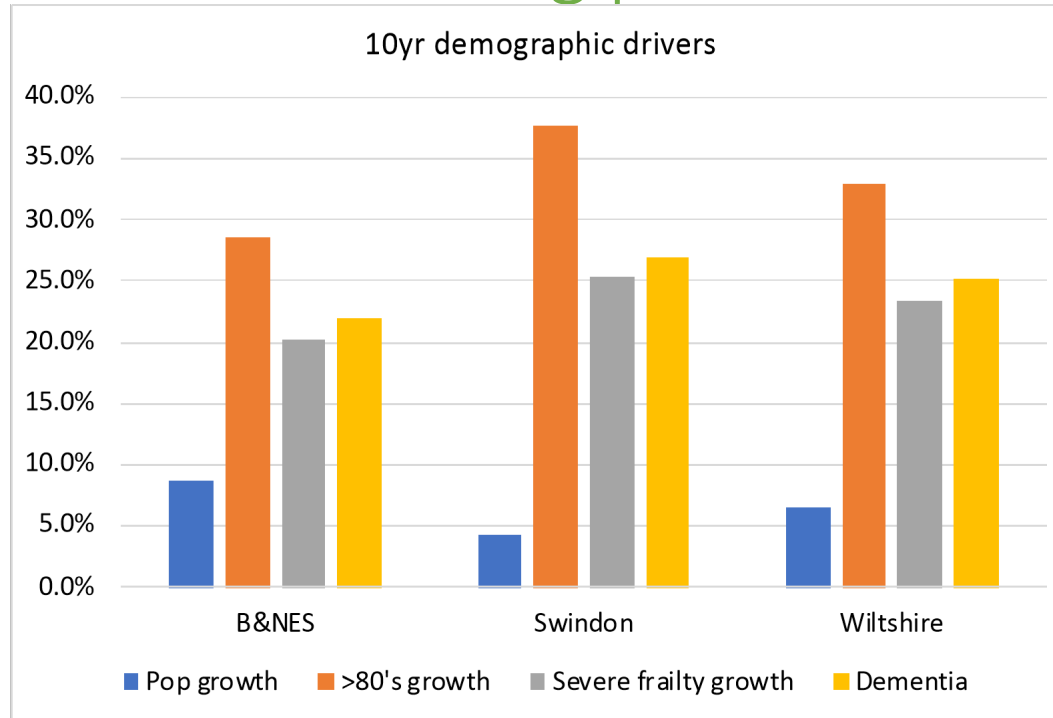
The last 2 years.....

- It has been a challenging 2 years for all Local Authorities and B&NES: Covid 19 has impacted our workforce, our adults who require support and our communities.
- The financial climate has also been a challenge for the Adult Social Care over this period, but we have balanced our money with underlying pressures.
- There is significant political support for Adult Services our Leader, Lead member, Scrutiny Panel and wider cabinet actively support improved outcomes for B&NES Adults who required social care support.





Our starting point - the BSW population



- 1. Population growth in all areas, with largest growth in B&NES.**
2. >80's growth largest in Swindon.
3. Growth in frailty & dementia is below that of the >80 population due to long term improvements in health.
4. Despite Swindon >80 population being the lowest in absolute terms it has the greatest increase in frailty and dementia cohorts.

Adult social care population

Data for Feb 2022 – Jan 2023

People supported by ASC*



2,284

Age of people supported



18-64

42%


65 and over

58%

Gender of people supported

44%

Men



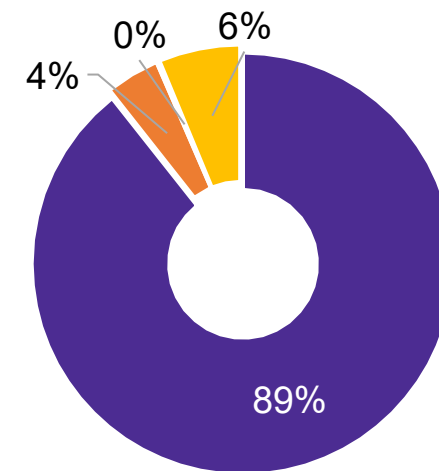
56%

Women

Primary Support Reason of people supported

Primary Support Reason	People	%
Physical Support	1,012	44%
Learning Disability Support	525	23%
Mental Health Support	342	15%
Support with Memory and Cognition	230	10%
Social Support	123	5%
Sensory Support	52	2%

Ethnicity of people supported



* Includes people supported in long- and short-term support

■ White ■ Ethnic minority ■ Prefer not to say ■ Not known

Who Leads The ASC Team



Suzanne Westhead
Director of Adult
Social Services



Ann Smith
Assistant Director of
Operations



Natalia Lachkou
Assistant Director –
Integrated
Commissioning



Claire Thorogood
Assistant Director
Strategy, Transformation
and Governance

